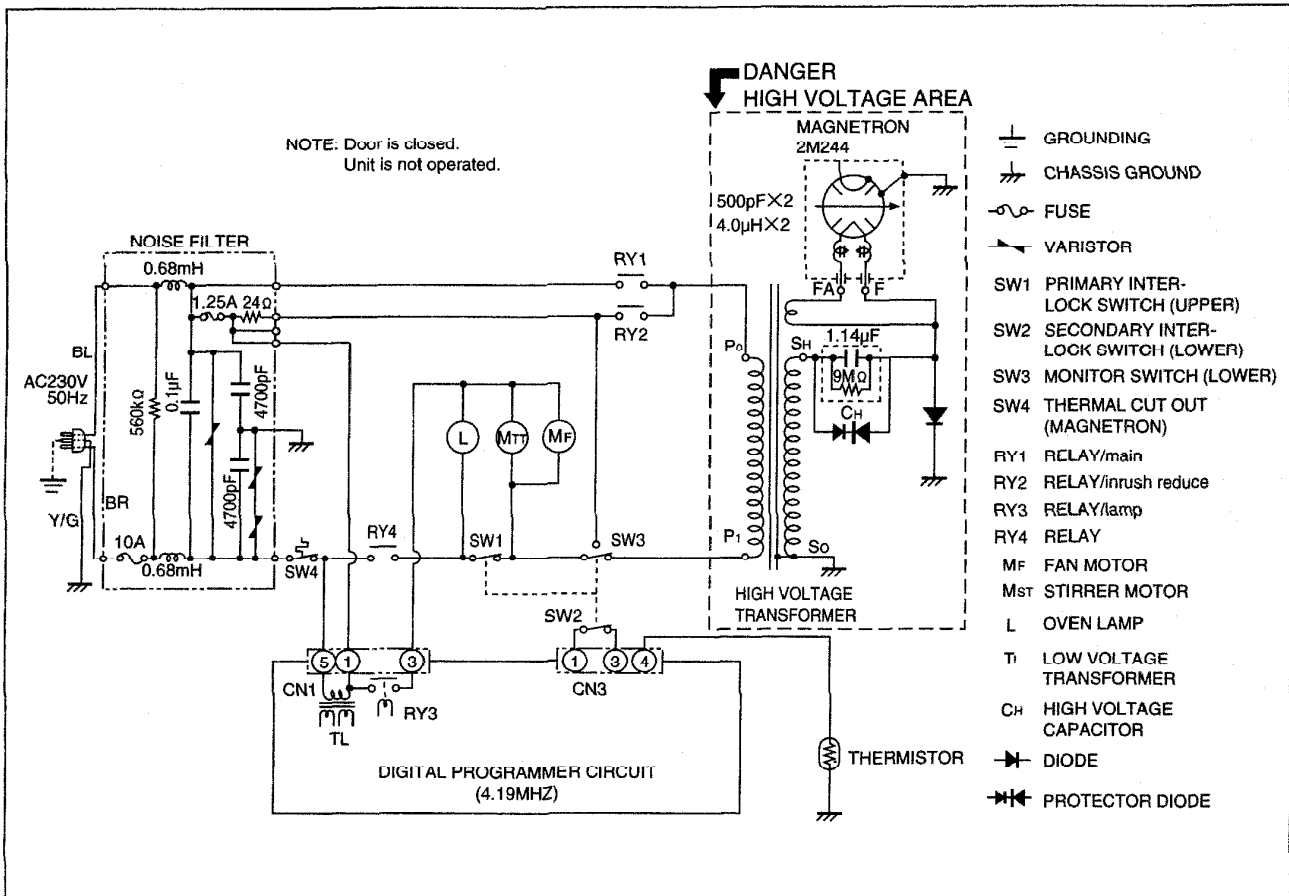
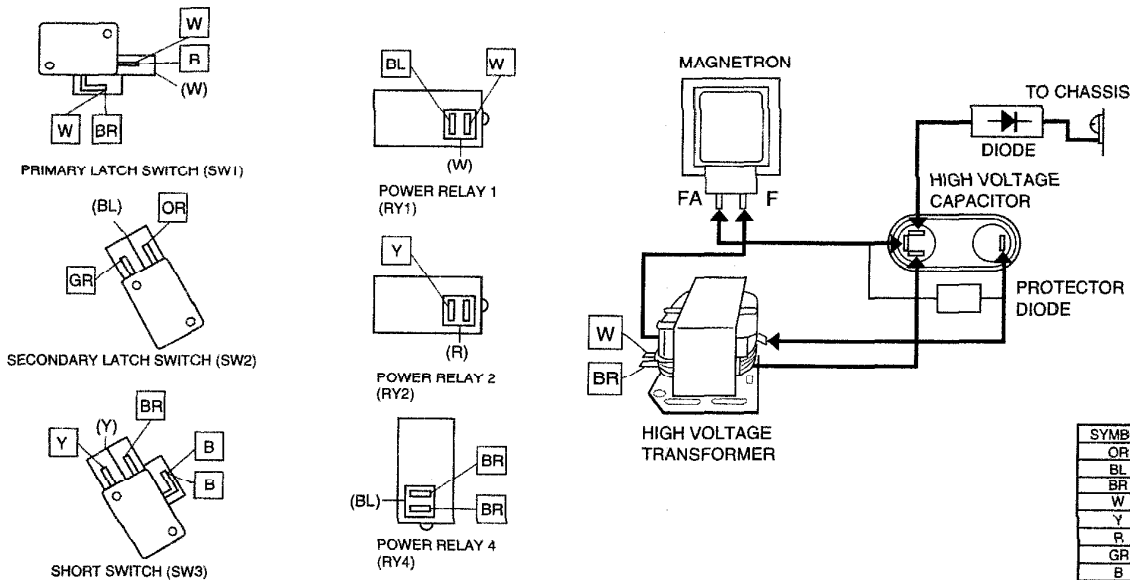


# NE-1037 SCHEMATIC DIAGRAM



## WIRING DIAGRAM

NOTE: \*When replacing, check the lead wire colour as shown.  
\*Colours shown by ( ) indicate colours of lead wire connector housing.



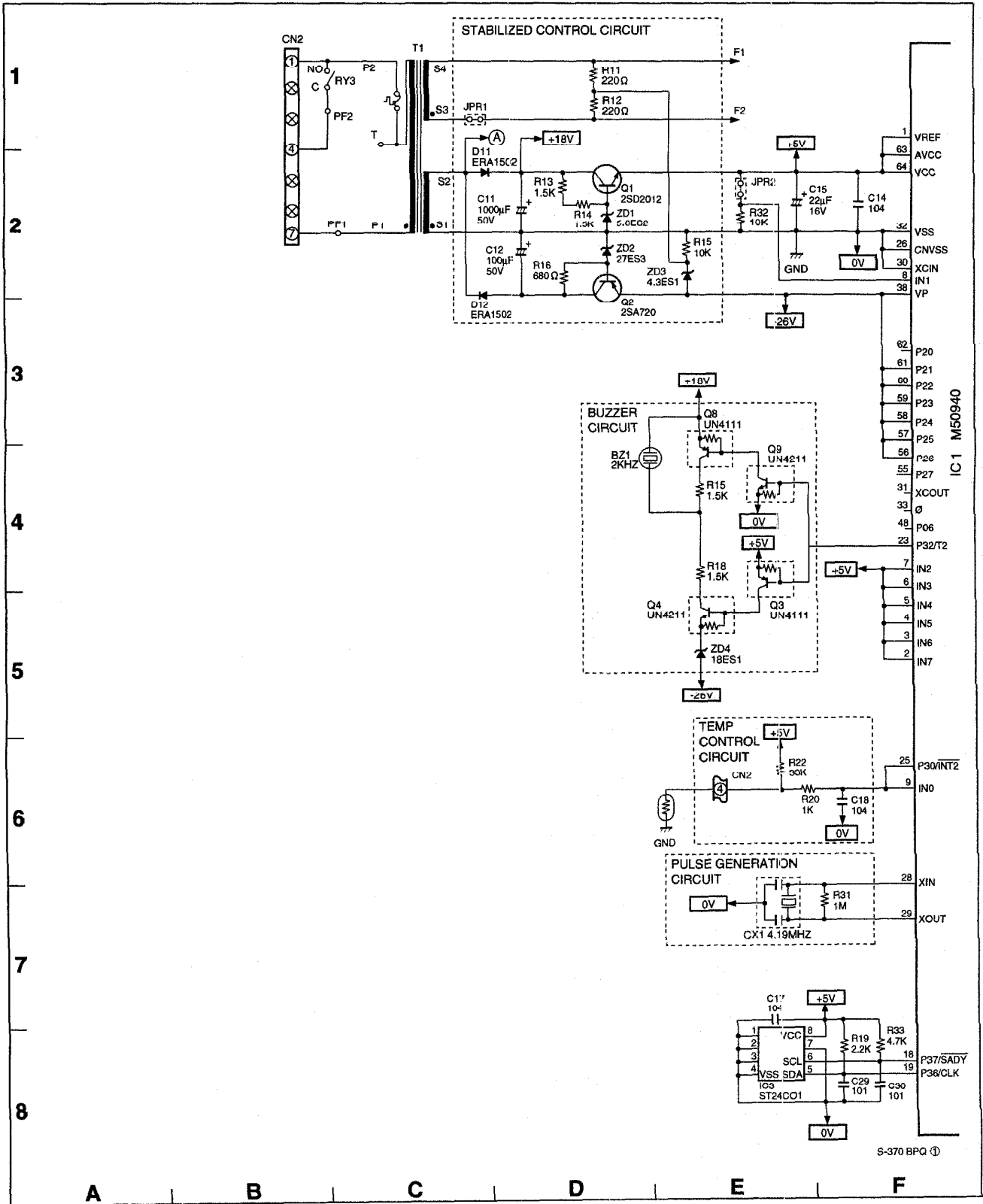
# DIGITAL PROGRAMMER CIRCUIT (NE-1037)

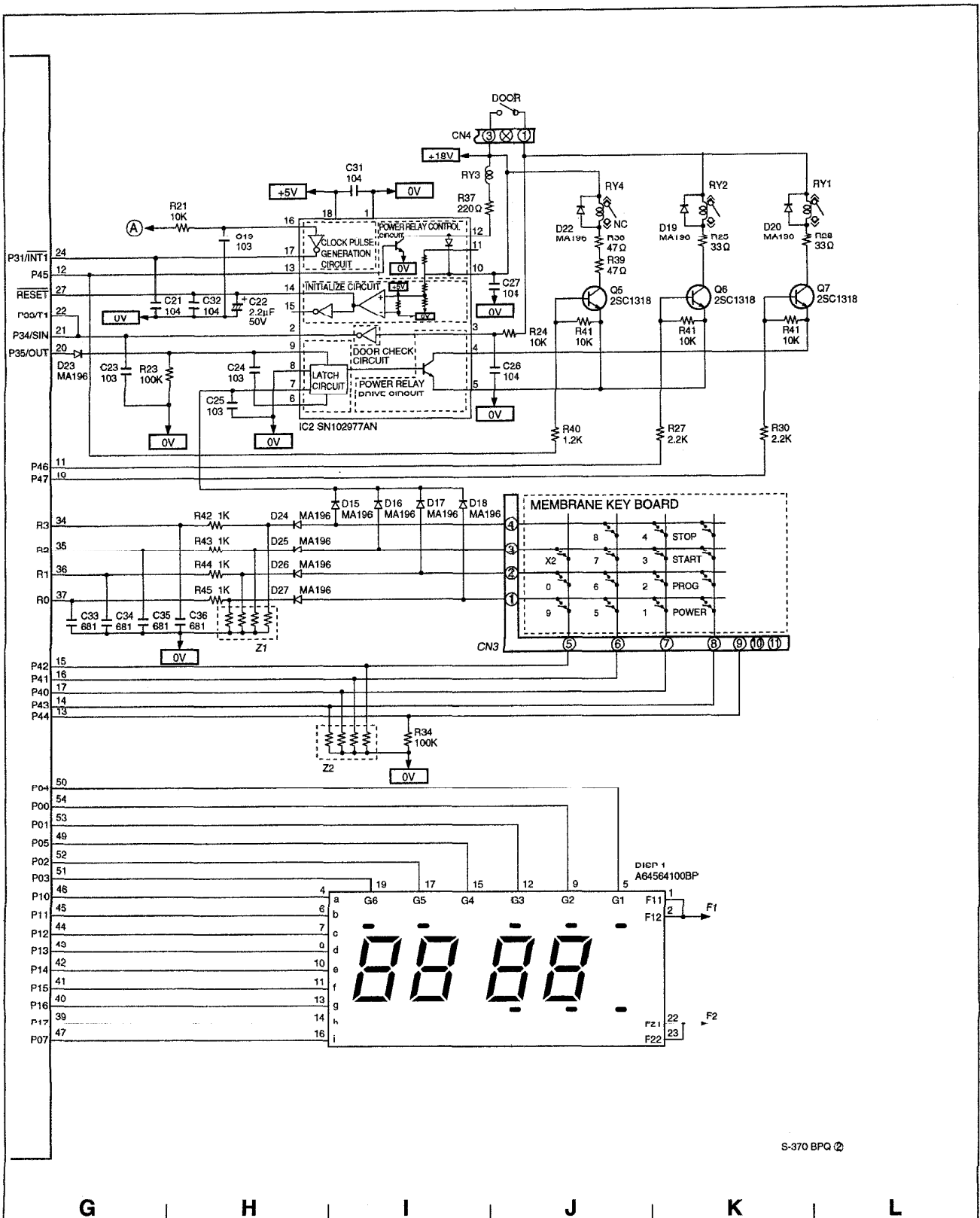
## PARTS LIST

Ref. No.	Part No.	Description	Pcs/ Set	Remarks
BZ	AEFB22EP20TL	BUZZER	1	2.0KHZ
C11	ECA1HM102E	ELECTROLYTIC CAPACITOR,AL	1	1000MF/50V
C12	ECA1HM101B	ELECTROLYTIC CAPACITOR,AL	1	100MF/50V
C14,17,18,21, 26,27,31,32	AECF50F104Z	CERAMIC CAPACITOR	8	0.1MF/50V
C15	ECEA1CKA100B	ELECTROLYTIC CAPACITOR,AL	1	10MF/16V
C19,23,24,25	ECBT1E103ZF5	CERAMIC CAPACITOR	4	0.01MF/25V
C22	ECEA1HKA2R2B	ELECTROLYTIC CAPACITOR,AL	1	2.2MF/50V
C29,30	ECBT1H101KB5	CERAMIC CAPACITOR	2	0.0001MF/50V
C33,34,35,36	ECBT1H681KB5	CERAMIC CAPACITOR	4	680PF
CN2	AEEMMD04907W	CONNNECTOR	1	7PIN
CN3	AEEM11FDZBTM	CONNECTOR	1	
CN4	AEEMMF00D04W	CONNECTOR	1	4PIN
CX1	AEFFT4R19GWT	CERAMIC RESONATOR	1	4.19MHZ
D11,12	AEDNERA1502	DIODE,SI	2	1.0A
D15,16,17,18, 19,20,22,23, 24,25,26,27	MA196-(TA5)	DIODE,SI	12	MA196
DISP	A64564100BP	FLUORESCENT TUBE	1	FV-163
IC1	AEIC50940507	IC	1	
IC2	AEIC102977AN	IC	1	SN102977AN/AN6752
IC3	AEICST24C01B	IC	1	ST24C01B
Q1	2SD2012	TRANSISTOR,SI,2W	1	3MHZ
Q2	2SA720PRTA	TRANSISTOR,SI,400MW	1	200MHZ
Q3,8	UN4111-(TA)	TRANSISTOR,SI,300MW	2	
Q4,9	UN4211-(TA)	TRANSISTOR,SI,300MW	2	
Q5,6,7	2SC1318QSTA	TRANSISTOR,SI,400MW	3	200MHZ
R11,12,37	ERDS2TJ221T	CARBON FILM RESISTOR	3	220Ω,1/4W,5%
R13,14,17,18	ERDS2TJ152T	CARBON FILM RESISTOR	4	1.5KΩ,1/4W,5%
R15,21,24, 26,29,32,41	ERDS2TJ103T	CARBON FILM RESISTOR	7	10KΩ,1/4W,5%
R16	ERDS2TJ681T	CARBON FILM RESISTOR	1	680Ω,1/4W,5%
R19,27,30	ERDS2TJ222T	CARBON FILM RESISTOR	3	2.2KΩ,1/4W,5%
R20,42,43,	ERDS2TJ102T	CARBON FILM RESISTOR	5	1.0KΩ,1/4W,5%
R22	ERDS2TJ333T	CARBON FILM RESISTOR	1	33KΩ,1/4W,5%
R23,34	ERDS2TJ104T	CARBON FILM RESISTOR	2	100KΩ,1/4W,5%
R25,28	ERDS2TJ330T	CARBON FILM RESISTOR	2	33Ω,1/4W,5%
R31	ERDS2TJ105T	CARBON FILM RESISTOR	1	1MΩ,1/4W,5%
R33	ERDS2TJ472T	CARBON FILM RESISTOR	1	4.7KΩ,1/4W,5%
R38,39	ERDS2TJ470T	CARBON FILM RESISTOR	2	47Ω,1/4W,5%
R40	ERDS2TJ122T	CARBON FILM RESISTOR	1	1.2KΩ,1/4W,5%
RY1,2,4	AEG5J1EM18B	POWER RELAY	3	G5J-1-TP-M-CP10
RY3	AEBGG5N1A18	POWER RELAY	1	G5N-1A18V
SPACER	A82845570AP	SPACER CUSHION	1	
T1	ETP41KDN61XN	L.V.TRANSFORMER	1	ETP41KDN61XN
Z1,2	AEXBM4X104JT	COMPOUND-RESISTOR	2	100KX4
ZD1	AEDZ5R6ES2T1	ZENNER DIODE,SI	1	RD5.6ES2
ZD2	AEDZ27ES3T1	ZENNER DIODE,SI	1	RD27ES3
ZD3	AEDZ4R3ES1T1	ZENNER DIODE,SI	1	RD4.3ES1
ZD4	AEDZ18ES1T1	ZENNER DIODE,SI	1	RD18ES1

# DIGITAL PROGRAMMER CIRCUIT (NE-1037)

## SCHEMATIC DIAGRAM





S-370 BPQ ②

G | H | I | J | K | L